

Material:

Housing: 30% Glass filled PBT UL94V-0.
 Contacts: Phosphor Bronze.
 Plating: Gold plated over nickel.
 Tin plated over nickel.

Electrical Characteristics:

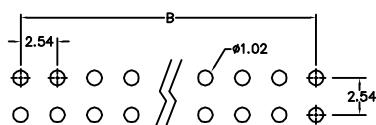
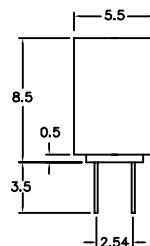
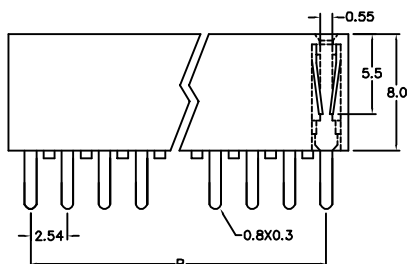
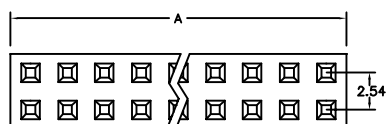
Current Rating: 1 AMP.
 Insulator Resistance: 5000MΩmin. at DC 500V.
 Contact Resistance: 20mΩmax. at DC 100mA.
 Operating Temperature: -55°C ~ +105°C.

Mechanical Characteristics:

Insertion Force: 160g avg.(0.64mm sq. pin)
 Withdrawal Force: 120g avg.(0.64mm sq. pin)

Features:

- * Available in both Straight and Right Angle.
- * High profile 8.50mm (0.335").
- * Mates with 0.64mm (0.025") square pin.
- * Dual beam contacts offer ultimate performance.



P.C. Board Layout

Position	6 Thru 80
Dimension	
A	2.54 X No. of Positions /2+0.8
B	2.54 X No. of Positions /2-2.54

Ordering information

PS06- 2 40 1 1
 Series Double Row No. of Pin Per Row 1: Gold Plated 2: Tin Plated
 1: Straight 1: Straight